

Auto34

Form 5783-T, 7/08
Supersedes 5783-T, 2/08

The Most Advanced Leverless Tire Changer in the World



HUNTER
Engineering Company

Auto34 Tire Changer

The Hunter Auto34's exclusive features operate in harmony to easily and safely change the world's toughest new performance tires and wheels.

1. Leverless Tool Head

- Ultra-thin floating tool head inserts itself between tire and wheel.
- Pulls up on positions bead without any levers and less risk of bead damage.

2. Wheel Support Plate

- Center clamps for maximum diameter flexibility.
- Adjustable to three working heights.
- Cam action tightens as wheel turns.
- Same clamping method for reverse and standard wheels.

3. Mount / Demount Rollers

- Rollers automatically indent to follow rim profile.
- Gently rolls bead from rim, unlike shovel designs.

4. Bead Press Arm

- Standard bead press arm helps push sidewalls of difficult tires into the drop-center position.

5. Quick Clamp

- Patented cam design mechanically locks wheel.
- Quick take-up rapidly secures clamp cone to center hole.

6. Inflation Gauge

- Integrated inflation gauge with bleed button.
- Pressure is limited for safety.

7. Electric Motor

- Powerful motor exerts over 850 foot-pounds of torque to service even the most stubborn tires.
- Continuously variable speed allows user to minimize service time without damaging the tire.





8. Push Button Controls

- Most operations are controlled with only three switches.
- Easiest operation of any automatic tire changer.

9. Simple Mounting Aids Guide Bead Into Drop Center

- Traction bar and bead depressor tail are standard accessories.

10. Diameter Controls

- Single control arm operates all diameter functions.
- Diameter is retained until reset, allowing all four tires to be serviced after setting only once.

11. Pedal Controls

- Inflation, rotation and optional wheel lift operation controlled by a set of three foot pedals.

12. Tray Storage

- Storage tray can be used for accessories or valve stems.

13. Peg Storage

- Column-mounted pegs hold common accessories.

14. Paste Bucket

- Ergonomically located mounting paste and brush included.

15. Air Preparation System

- To protect tire changer from damaging shop air, an air filter, air regulator and air lubricator are included.

16. Blast Inflator


- Handheld nozzle allows technician to direct bursts of compressed air when and where needed to easily seat the bead.

Innovative Leverless Tool Head

Leverless operation eliminates:

- Technicians straining to pull over tough beads.
- Damage of beads with thick levers.
- Rim damage from lever during demounting.

Demounting



Patented tool head inserts itself into tire, pulls bead over and demounts in one fluid down/up motion.

Mounting



Thin, broad head alleviates stress on the bead, while remaining strong enough to withstand the huge forces created by the most difficult tires.

Diameter Control

Simply pushing or pulling the single diameter control arm adjusts the tool head and rollers to the correct diameter. No other adjustment is needed, as the diameter is then set for all four tires.



Simple Controls

Three switches and one foot pedal control virtually all tire changing operations. With the most intuitive controls of any tire changer, the Auto34 delivers an unmatched cycle time, a short learning curve and few chances for mistakes.

1. Tool Head - raise and lower

Raise to demount and pull over bead, lower to position and mount

2. Upper Roller - raise and lower

For bead loosening and mounting assistance

3. Lower Roller - raise and lower

For bead loosening and lower bead demounting

Manual Controls

For special applications (PAX) or other advanced techniques



Simple Clamping



With three easily adjustable clamping heights, no flange plates are needed for most reverse wheels. All offsets and reverses are serviced at the same approximate height.



Rubber cover protects expensive reverse wheels from damage.



Anti-rotation pin extensions are used with reverse wheels.

Cam Action

As the wheel turns, the cam plate rises to exert additional gripping force on the wheel.



Blast Inflation



Handheld nozzle allows the technician to direct a large burst of compressed air exactly where needed to easily seat the bead. A compression trigger and foot pedal protect the operator from accidental discharge.



Bead Loosening Roller Auto Indention

A sensor on the bead loosening roller detects when the roller is under the rim flange and automatically indents. This allows the tire changer to roll the bead loose instead of forcing it like shovel systems.

When backing out, the roller always moves away from the rim then out, to eliminate rim contact.



Bead Press Arm

Standard bead press arm assists in mounting difficult tires. The bead press arm is secured to the tool head controls and is cleared out of the way automatically as the tool head is raised.



Bead press arm during mounting, places tire in drop-center for mounting.



Bead press arm eases de-mounting of a standard tire. Used to press opposite side of tire into drop-center.

Match-Mounting

When used in conjunction with Hunter's GSP9700 Road Force Measurement® System, the Auto34 quickly and easily helps to eliminate vibration problems that balancers alone can't fix.

The GSP9700 uniquely identifies vibration that can often be eliminated by repositioning the tire on the rim.

The Auto34 makes match-mounting easy with bead rollers that allow the operator to spin the tire on the wheel regardless of aspect ratio or tire stiffness.



Use the Auto34 to easily and safely rotate the tire on the wheel to eliminate vibration.



Bead rollers securely hold the tire in place to safely match-mount the wheel, even on difficult low-profile and run-flat designs.

Optional Wheel Lift

Optional wheel lift eases service of large assemblies, reduces operator fatigue and allows for more careful handling of expensive reverse wheels.



Standard Accessories



- A. Quick Clamp**
- B. Bead Depressor Tail & Traction Bar**
- C. Lubrication Oil**
- D. Paste Brush**
- E. Paste**
- F. Pin Protector (2)**
- G. Pin Extension**
- H. Support Plate Cover (2)**
- I. Operation DVD**
- J. Air Chuck**
- K. Finger Tool**
- L. Glasses**
- M. Cone two-sided**
- N. Tool Head (2)**
- O. TPMS Wall Chart (not shown)**

Specifications

Clamping System Rotating Speed	CW - variable up to 15 rpm CCW - 7 rpm
Torque	867 ft-lbs
Recommended Air Supply	115-175 psi
Electrical	208-230V 1ph, 15 A
Max. Tire Diameter	50 / 52 / 54 in.
Hydraulic Bead Loosening Roller System	
Max. Bead Roller Opening Width	19 in.
Diameter Range	10-30 / 12-32 / 14-34 in.
Bead Roller Power; <u>Each</u> Roller	4,170 lbs. @ 140 psi
Bead Loosening Side Shovel	
Max. Bead Loosening Opening Width	15 in.
Bead Loosening Power, <u>Each</u> Arm	2,645 lbs. @ 140 psi
Shipping Weight	816 lbs.
Max. Space Dimensions:	
Length	68 in.
Height	72 in.
Width	43 in.

Auto34 includes:

- Bead Press Arm
- Quick clamp center shaft with 90 degree lock
- Three working heights on center support
- Traction bar with extension
- (2) Wheel support plate guards for reverse wheels
- 28 in. bead depressor tail
- Truck cone

Ordering Information:

TCA34	– Auto34 Tire Changer
TCA34W	– Auto34 Tire Changer with wheel lift and mirror

Accessories (See Form 4042-T for more details):

Wheel Lift	– 20-2236-1
Pax Kit	– RP6-G1000A73
Flange Plate Kit	– RP6-G1000A87
Mirror	– RP6-G1000A86
Insert Ready Tool Head	– RP6-G1000A89
Inserts for Tool Head above 50 pcs.	– RP6-G1000A90K
Contoured Press Head	– RP6-G1000A94



Contoured Press Head (RP6-G1000A94)



Flange Plate Kit (RP6-G1000A87)



Mirror (RP6-G1000A86)



Insert Ready Tool Head (RP6-G1000A89)



Inserts for Tool Head above 50 pcs. (RP6-G1000A90K)

Innovative Expandable Base

Three-position expandable base adds versatility. Start with standard 30-in. configuration. When you service larger wheels, simply loosen 9 bolts to slide base out for 32-in. or 34-in. capability. No expensive kits or modifications necessary.



Standard position, handles 10- to 30-in. wheels.



Extended position, handles 14- to 34-in. wheels.

HUNTER

Engineering Company

11250 Hunter Drive, Bridgeton, MO 63044
800-448-6848 • 314-731-3020 • FAX 314-731-1776

Visit our Website at www.hunter.com

Because of continuing technological advancements, specifications, models and options are subject to change without notice.